Goya Importaciones y Distribuciones SL - B50154293

HEALTH TEST REPORT

Prepared For:	Goya Importaciones y Distribuciones SL - B50154293 PLA-ZA, Calle Trapani Nº 27, Edificio Goya, 50197 Zaragoza (Spain)
Product Name:	Wireless charging mouse pad
Trade Mark:	N/A
Model:	38528
Prepared By:	Shenzhen United Testing Technology Co., Ltd. 2F, Annex Bldg, Jiahuangyuan Tech Park, #365 Baotian 1 Rd, Tiegang Community, Xixiang Str, Bao'an District, Shenzhen, China
Receipt Date:	Jun., 19, 2018
Test Date:	Jun., 19, 2018 – Jun., 29, 2018
Date of Report:	Jun., 29, 2018
Report No.:	UNIA2018062910HR-01

TEST REPORT DECLARATION

Applicant	Goya Importaciones y Distribuciones SL - B50154293
Address	PLA-ZA, Calle Trapani N° 27, Edificio Goya, 50197 Zaragoza (Spain)
Manufacturer	
Address	
EUT Description	Wireless charging mouse pad
Model Number	38528

Test Standards:

EN 62311: 2008

The EUT described above is tested by Shenzhen United Testing Technology Co., Ltd. EMC Laboratory to determine the maximum emissions from the EUT and ensure the EUT to be compliance with the immunity requirements of the EUT. Shenzhen United Testing Technology Co., Ltd. Laboratory is assumed full responsibility for the accuracy of the test results. Also, this report shows that the EUT technically complies with the 2014/53/EU directive and its amendment requirements.
The test report is valid for above tested sample only and shall not be reproduced in part without written approval of the laboratory.

Prepared by: Kahn Yang
Kahn Yang/Editor

Reviewer: Sherwin Qian
Sherwin Qian/Supervisor

Approved & Authorized Signer: Liuze
Liuze/Manager

Introduction

EN 62311 Generic standard to demonstrate the compliance of electronic and electrical apparatus with the basic restrictions related to human exposure to electromagnetic fields (0 Hz–300 GHz) is to demonstrate the compliance of apparatus with the basic restrictions or reference levels on exposure of the general public related to electric, magnetic, electromagnetic fields as well as induced and contact current.

Limit

According to EN 62311, the criteria listed in the below table shall be used to evalouate the environmental inpact of human exposure to radio-frequency (RF) radiation as specified in the table.

Reference levels for electric, magnetic and electromagnetic fields (0 Hz to 300 GHz, unperturbed rms values)

Frequency range	E-field strength (V/m)	H-field strength (A/m)	B-field (μT)	Equivalent plane wave power density S_{eq} (W/m²)
0-1 Hz	—	$3,2 \times 10^4$	4×10^4	—
1-8 Hz	10 000	$3,2 \times 10^4/f^2$	$4 \times 10^4/f^2$	—
8-25 Hz	10 000	4 000/f	5 000/f	—
0,025-0,8 kHz	250/f	4/f	5/f	—
0,8-3 kHz	250/f	5	6,25	—
3-150 kHz	87	5	6,25	—
0,15-1 MHz	87	0,73/f	0,92/f	—
1-10 MHz	$87/f^{1/2}$	0,73/f	0,92/f	—
10-400 MHz	28	0,073	0,092	2
400-2 000 MHz	$1,375\ f^{1/2}$	$0,0037\ f^{1/2}$	$0,0046\ f^{1/2}$	f/200
2-300 GHz	61	0,16	0,20	10

Notes:

1. f as indicated in the frequency range column.
2. For frequencies between 100 kHz and 10 GHz, S_{eq}, E^2, H^2, and B^2 are to be averaged over any six-minute period.
3. For frequencies exceeding 10 GHz, S_{eq}, E^2, H^2, and B^2 are to be averaged over any $68/f^{1,05}$ -minute period (f in GHz).
4. No E-field value is provided for frequencies < 1 Hz, which are effectively static electric fields. For most people the annoying perception of surface electric charges will not occur at field strengths less than 25 kV/m. Spark discharges causing stress or annoyance should be avoided.

RF EXPOSURE MEASUREMENT

Introduction

The antenna of the product, under normal use condition is at least 20cm away from the body of the user. Warning statement ot the user for keeing 20cm separation distance and the prohibition of operating to a person has been printed on the user manual. So, this product under normal use is located on electromagnetic far field between the human body.

Far Field Calculation Formula

$$E = \frac{\sqrt{30PG(\theta,\phi)}}{r}$$

G = antenna gain relative to an isotropic antenna

θ,ϕ = elevation and azimuth angles to point of investigation

r = distance from observation point to the antenna

Test data

The EUT was tested: **46V/m＜87V/m**, the E-field are below the low E-field exclusion level defined in the table.

Test results

The measurement results comply with the limit of EN 62311: 2008.

APPENDIX I




KCF-Q5-V8.0 2018.1.5
0.5 mm



End of Report